

Map Your Career

County of Summit, Ohio
Ilene Shapiro,
Executive

2022 - 2023

Understanding career pathway options - whether you are in a particular industry already or exploring which one to enter - can be very helpful for career planning. Career pathway diagrams illustrate the occupations and industry-wide pathways available within a particular sector. This can be an invaluable help for both job seekers and workers as they consider how to advance in or choose a career. This guide will provide career pathways in five industries key to Summit County's local economy: **Health Care; Polymer Sciences; Information Technology; Finance, Insurance and Real Estate; Advanced Manufacturing** and **Skilled Trades**. For each industry, you'll learn about current trends, average wages, and typical career pathways.

For more information on additional career services, please contact: OhioMeansJobsSummitCounty, 1040 East Tallmadge Avenue, Akron, Ohio 44310, 330-633-1050, summitmedinaomj.org



Factoids

- In the coming years, **85%** of new jobs will require more than a high school diploma or GED.
- In the coming years, positions requiring non-skilled labor will only make up between **2% and 12%** of all available jobs.
- **98%** of all jobs will require at least a high school diploma or GED.

Resources for Education and Career Planning

- 1. OhioMeansJobsSummitCounty:** summitmedinaomj.org -- OhioMeansJobsSummitCounty is Summit County's one-stop job service center. Visitors have free access to internet accessible computers, copiers, and fax machines in the Resource Room, attend basic computer training and other skills training courses, and register for the state-wide job matching system to be notified of job openings in their interest areas.
- 2. Akron-Summit County Public Library:** <https://www.akronlibrary.org/research/library-resources/job-career-resources> --The Business, Government & Science Division can help you with your career planning or job search. We offer links to job and career websites, employment resources, resume writing and interview resources, business databases to research potential employers, free online vocational practice tests, and skill-building tutorials that cover many areas of interest.
- 3. Summit 2022 Map Your Career Guide Interactive Dashboard:** [Summit 2022 Map Your Career Guide Interactive Dashboard](#) --This interactive dashboard allows visitors to explore hundreds of career paths, and includes salary information, required education or certification, and experience necessary. The dashboard also allows visitors to compare salary levels to cost of living by family size.
- 4. ConexusNEO:** [Labor Market Information](#) --The ConexusNEO website provides career pathway infographics for jobseekers and students in the areas of health care, advanced manufacturing, and information technology that can help them begin careers in high-demand fields.
- 5. Ohio Labor Market Information:** <http://ohiolmi.com/> -- The state's site which combines wage data with other resources, including career exploration, job trends reports, and a wealth of other data.
- 6. OhioMeansJobs:** <https://jobseeker.ohiomeansjobs.monster.com/> -- OhioMeansJobs is the State of Ohio's website created by the Ohio Department of Job and Family Services that allows you to search all electronic job opportunities posted online which include Ohio employers, national commercial job boards and specialty industries. Let all Ohio employers find you today by taking the opportunity to post your resume for **FREE**.
- 7. Bureau of Labor Statistics, Wage Data:** <https://www.bls.gov/home.htm> -- A resource which includes recent salary survey data and short descriptions for hundreds of occupational categories. Users can view wages on a national, state, or local level. To visit the Akron Metropolitan Statistical Area (MSA) wage data page, please see: https://www.bls.gov/regions/midwest/oh_akron_msa.htm.
- 8. Career One-Stop:** <http://www.careeronestop.org> -- Sponsored by the U.S. Department of Labor, this site contains tools to help job seekers, students, businesses, and career professionals.
- 9. O*Net Online:** <http://www.onetcenter.org/> -- A nation-wide career exploration resource, the O*Net database contains information about hundreds of occupations, including job tasks, education requirements, and wages.

Wages in different industries and companies change at different times throughout the year. There is always a lag between published wages and actual wages. In addition, in some of the emerging professions described in this booklet, published wage information is not yet available. Please consider the wage information as a guide. More current wage information is always part of the employment interview and selection process.

A wide range of certificates and degrees are offered by the many community and technical colleges located throughout Northeast Ohio. To locate a college near you and learn more about the programs available, visit the National Center on Education Statistics' *College Navigator* webpage, or [50States.com](http://www.50states.com/college/) at <http://www.50states.com/college/>. Nationally recognized industry certifications can increase your wage potential and in some cases equal college credit. Choose a training program that includes at least one industry credential.

Also, the public workforce system, comprised of organizations located at the OhioMeans Jobs Summit County is ready and willing to help job seekers determine if training would be a beneficial pathway to employment.

For a list of over 900 registered apprenticeship programs in Ohio, go to: <http://jfs.ohio.gov/apprenticeship>, or visit the Apprenticeship Sponsors Database at <http://oa.doleta.gov/> to locate an apprenticeship program near you.

Build a Profile and a Plan!

<https://jobseeker.ohiomeansjobs.monster.com/PlanIt/Index.aspx>

Explore Career Options!

Review career paths on the pages below or explore at:

<https://omj.ohio.gov/careerpathways/index.stm>

Know Yourself!

Follow the link below to see how do your interests line up with Career Options

<https://jobseeker.ohiomeansjobs.monster.com/ExploreIt/Default.aspx#/po>

Start here

Source: Modified from Utah's Job Connection, "Dept. of Workforce Services, Sample Career Ladders

Map Your Career

-----!
Add the industry you are planning a career in here



**Ohio
MEANS
Jobs
.com**

Makes landing your dream job faster and more successful.

*Access these and other tools in one click on
OhioMeansJobs.com.*



Search Ohio's in-demand careers



Search career pathways



Find information on Employment Programs



Calculate your budget to find the job you need



Build skills with online training



Research occupations that interest you



Build a career plan



Locate your local OhioMeansJobs Center



For more information on additional career services, please contact: OhioMeansJobsSummitCounty, 1040 East Tallmadge Avenue, Akron, Ohio 44310, 330-633-1050, summitmedinaomj.org

Health Care

Expected Employability and/or Soft Skills

Integrity, Work Ethic, Communicator, Adaptor, Critical Thinker, Dependable

Trends

Health care is the largest employment sector in Summit County, employing over 46,000 workers or 17% of all employed; as of Q1, 2022.

The overall demand for health care workers doubled since the onset of COVID-19 and the demand for registered nurses, nursing assistants and licensed practical nurses has tripled. Other in-demand health care occupations include medical secretaries, medical assistants, and pharmacy technicians.

One-third of those employed in health care are employed in hospitals. Health care workers are also found in physicians offices and long-term care facilities for seniors and others with special needs. Summit County has added more than 100 health care facilities over the past ten years to meet our communities growing health care needs. Health care workers are also needed to provide care in patients' homes.

Wages

Average annual wages in 2021 ranged from \$26,500 for Home Health Aides to \$218,000 for Physicians and \$228,200 for Dentists (2021 wage data).

Source: JobsEQ

TOP JOBS IN HEALTHCARE IN SUMMIT COUNTY (ranked by employment)		
Occupation	Currently Employed	Average Annual Wages
Registered Nurses	7,255	\$71,600
Nursing Assistants	3,037	\$31,200
Licensed Practical and Licensed Vocational Nurses	1,631	\$48,700
Home Health Aides	1,519	\$26,500
Medical Assistants	1,409	\$34,800
Medical Secretaries and Administrative Assistants	1,365	\$36,500
Medical and Health Services Managers	942	\$116,700
Pharmacy Technicians	854	\$33,000
Physicians, All Other	725	\$190,800
Pharmacists	669	\$117,800
Radiologic Technologists and Technicians	558	\$60,200
Dental Assistants	532	\$43,700
Nurse Practitioners	522	\$111,100
Physical Therapists	471	\$92,700
Medical Records Specialists	448	\$45,700
Dental Hygienists	380	\$73,700
Respiratory Therapists	358	\$61,700
Medical and Clinical Laboratory Technologists	351	\$56,400
Medical and Clinical Laboratory Technicians	337	\$56,400
Health Technologists and Technicians, All Other	331	\$41,500
Physical Therapist Assistants	285	\$60,400
Veterinary Technologists and Technicians	284	\$37,000
Phlebotomists	281	\$35,900
Speech-Language Pathologists	276	\$84,000
Occupational Therapists	275	\$84,000

For detailed information about in-demand jobs, including earnings and employment projections, see Ohio's In-Demand Jobs List at <https://topjobs.ohio.gov/list>.

Health Care Career Paths

<i>Education Requirement (annual earnings potential)</i>	<i>Administrative</i>	<i>Allied Health</i>	<i>Information Technology</i>	<i>Medicine & Medical Support</i>	<i>Nursing</i>	<i>Rehabilitation</i>	<i>Service & Skilled Maintenance</i>
Doctorate (\$70k-\$250k)	Medical Director	Pharmacist		Physician Dentist Psychologist	Director of Nursing	Physical Therapist	
Advanced Degree (\$40k-\$120k)	Administrator Chief Financial Officer Chief Compliance Officer	Social Worker Genetic Counselor	Chief Information Officer	Researcher Physicians Assistant Optician	Clinical Nurse Specialist Nurse Practitioner	Counselor Occupational Therapist Speech Pathologist	Supervisor
Bachelor's Degree (\$30k-\$100k)	Accountant Financial Analyst Nursing Home Administrator	Dietitian Medical Technologist Perfusionist Respiratory Therapist Athletic Trainer Surgeon's Assistant Microbiologist	Data Base Manager Medical Records Administrator Network Administrator Programmer Analyst Systems Administrator Web Designer		Registered Nurse	Art Therapist Music Therapist Activities Director	Engineer Safety Officer Biomedical Engineer
Associate's Degree (\$25k-\$75k)	Administrative Assistant Paralegal Coding Technician	Medical Technician Paramedic Radiation Therapist Diet Technician Cardiovascular Technologist Pharmacy Technician Paramedic Imaging Technologist -Nuclear Medicine -Radiology -Ultrasound	Coding Specialist Computer Operator Health Info Technician Picture Archiving Administrator	Office Manager Dental Hygienist Medical Secretary Ophthalmic Technician	Registered Nurse	Occupational Therapy Physical Therapy Assistant	Carpenter Electrician Plumber Security Officer Biomedical Technician
Some Post Secondary Training (\$25k-\$45k)	Clerk Secretary	EEG Technician EMT EKG Technician Neuro Technician Sterile Supply Technician Technician	Help Desk Administrator	Dental Tech Medical Assistant	Licensed Practical Nurse		Painter
HS Diploma (\$15k-\$36k)	Billing Clerk Financial Assistant Receptionist	EKG Technician Imaging Assistant			Nursing Assistant Transportation Aide Unit Clerk	Physical Therapy Aide	Dietary Aide Housekeeping Assistant Delivery Technician

Notes:

1. Job titles are shown with minimal educational requirement; many in these fields hold advanced degrees.
2. Several titles have more than one point of entry. For example, an individual licensed to sit for the Registered Nurse boards can be qualified by virtue of graduation from an associate degree program, diploma school (less common) or a bachelor's program.
3. Several of the post secondary education titles receive their training on the job.
4. In addition to titles shown, most health care facilities require (depending on size of organization) all of the usual support functions: public relations, marketing, accounts payable, receivable, payroll, compliance, legal, human resources, etc.

Polymer Sciences

Expected Employability and/or Soft Skills

Integrity, Work Ethic, Communicator, Adaptor, Critical Thinker, Dependable

Trends

The polymer industry is Ohio's largest industry cluster and manufacturing hub, with almost 90 polymer companies in Summit County. More plastic and rubber plants exist in northeast Ohio than any other part of the United States. Akron boasts the #1 university in the world for polymer science and plastics, The University of Akron (EduRank) and world leading tire companies, Goodyear and Bridgestone Americas.

Wages

The average annual wage for roles within the polymer cluster in 2021 was \$65,952. Wages ranged from \$29,500 for Packers to \$126,300 for Chemical Engineers.

Source: JobsEQ

For detailed information about in-demand jobs, including earnings and employment projections, see Ohio's In-Demand Jobs List at <https://topjobs.ohio.gov/list>.

TOP POLYMER JOBS IN SUMMIT COUNTY (ranked by employment)		
Occupation	Currently Employed	Average Annual Wages
Packers and Packagers, Hand	1,056	\$29,500
Stockers and Order Fillers	5,218	\$31,700
Team Assemblers	2,181	\$35,100
Laborers and Freight, Stock, and Material Movers, Hand	5,329	\$35,300
Shipping, Receiving, and Inventory Clerks	1,912	\$37,200
Production Workers, All Other	423	\$38,700
Extruding and Forming Machine Setters, Operators, and	31	\$41,400
Inspectors, Testers, Sorters, Samplers, and Weighers	1,329	\$42,400
Machinists	1,279	\$43,000
Maintenance and Repair Workers, General	2,940	\$45,400
Chemical Technicians	128	\$49,900
Biological Technicians	93	\$53,900
First-Line Supervisors of Production and Operating Workers	1,458	\$63,800
Chemists	171	\$75,500
Industrial Engineers	679	\$86,800
Civil Engineers	457	\$86,900
Mechanical Engineers	626	\$88,700
Materials Scientists	15	\$90,500
Materials Engineers	74	\$91,700
Electrical Engineers	338	\$98,700
Industrial Production Managers	508	\$111,900
Medical Scientists, Except Epidemiologists	162	\$112,600
Chemical Engineers	55	\$126,300

Career Paths in Polymer Sciences and Advanced Materials



Information Technology

Expected Employability and/or Soft Skills

*Integrity, Work Ethic, Communicator, Adaptor, Critical Thinker,
Dependable*

Trends

Core technology skills are a critical skill set for a broad spectrum of occupations and industry sectors. I.T. occupations that are in-demand in Summit County are computer support specialists, software developers and network and computer systems administrators. These I.T. occupations are critical to troubleshooting and resolving issues with hardware and software to designing software programs to ensuring networks are properly operating.

Approximately 8,600 people were employed in information technology jobs in Summit County, as of Q1 2022. These jobs are found in all industry sectors from small technology consultancies, to large employers in manufacturing to educational institutions, and even transportation companies.

Wages

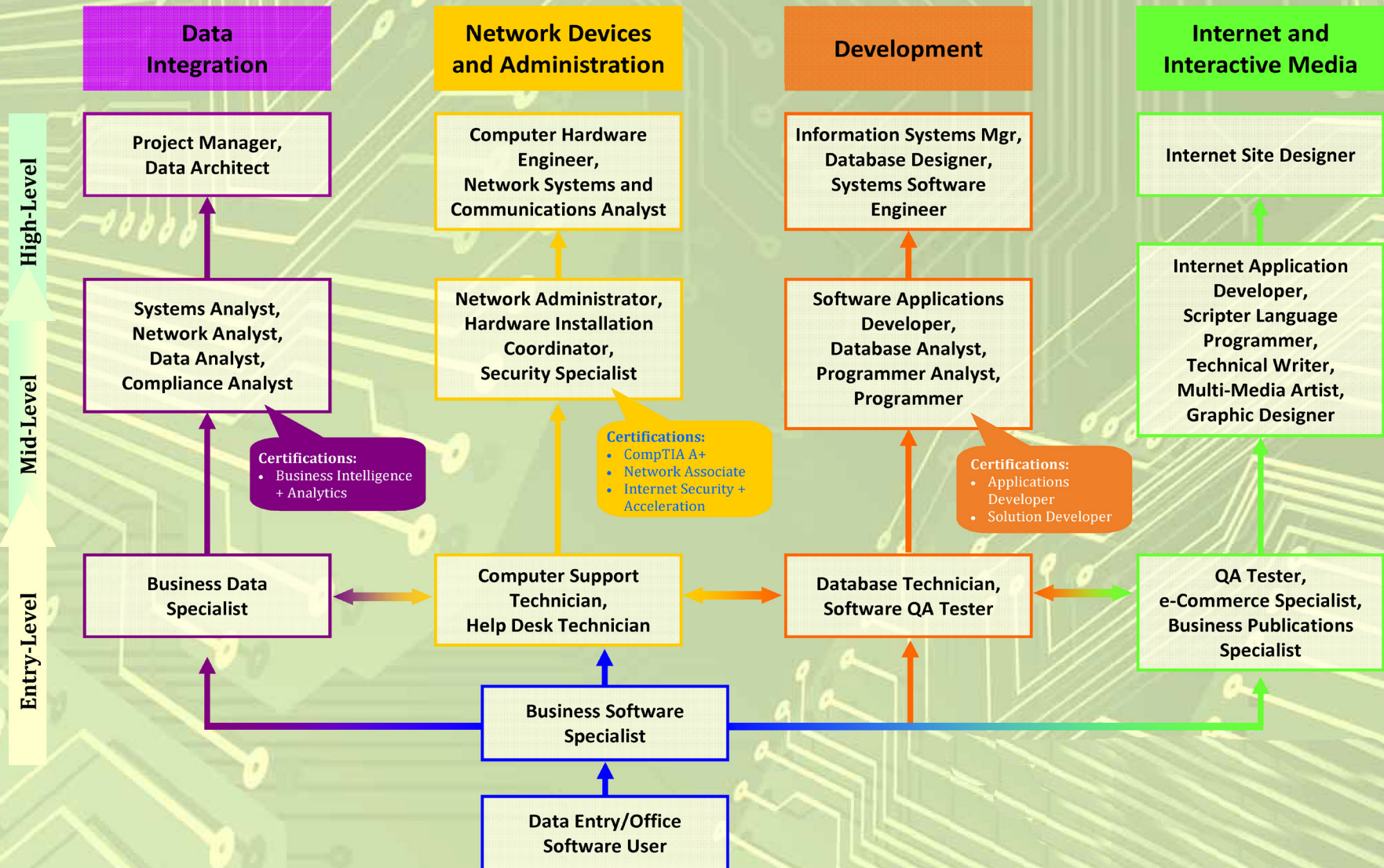
The average annual wage for I.T. roles in 2021 was \$87,000. Wages ranged from \$52,100 for Computer User Support Specialists to \$102,100 for Software Developers to as high as \$105,200 for database architects.

Source: JobsEQ

For detailed information about in-demand jobs, including earnings and employment projections, see Ohio's In-Demand Jobs List at <https://topjobs.ohio.gov/list>.

TOP I.T. JOBS IN SUMMIT COUNTY (ranked by employment)		
Occupation	Currently Employed	Average Annual Wages
Software Developers	2,907	\$102,100
Computer User Support Specialists	1,253	\$52,100
Computer Systems Analysts	1,104	\$91,200
Network and Computer Systems Administrators	751	\$90,900
Software Quality Assurance Analysts and Testers	391	\$90,100
Computer Network Support Specialists	361	\$68,200
Computer Network Architects	283	\$104,500
Information Security Analysts	268	\$97,200
Computer Programmers	208	\$74,700
Web and Digital Interface Designers	197	\$48,400
Database Administrators	186	\$94,800
Web Developers	176	\$67,300
Database Architects	106	\$105,200

Career Paths in Information Technology



Finance, Insurance and Real Estate (FIRE)

Expected Employability and/or Soft Skills

Integrity, Work Ethic, Communicator, Adaptor, Critical Thinker, Dependable, Detail-Oriented

Trends

Over 15,000 people were employed in Finance, Insurance, and Real Estate jobs in Summit County, as of Q1 2022. The real estate industry was more competitive locally compared to nationally, growing in both the number of jobs and the number of real estate companies.

Wages

The average annual wage in 2021 was \$70,614. Wages ranged from \$35,500 for tellers to as high as \$140,800 for financial managers.

Source: JobsEQ

For detailed information about in-demand jobs, including earnings and employment projections, see Ohio's In-Demand Jobs List at <https://topjobs.ohio.gov/list>.

TOP FINANCE, INSURANCE & REAL ESTATE JOBS IN SUMMIT COUNTY (ranked by employment)		
Occupation	Currently Employed	Average Annual Wages
Bookkeeping, Accounting, and Auditing Clerks	3,479	\$43,100
Accountants and Auditors	2,767	\$76,200
Financial Managers	1,247	\$140,800
Insurance Sales Agents	747	\$71,700
Property, Real Estate, and Community Association Managers	631	\$63,900
Real Estate Sales Agents	594	\$49,200
Securities, Commodities, and Financial Services Sales Agents	516	\$67,100
Insurance Claims and Policy Processing Clerks	516	\$41,600
Personal Financial Advisors	514	\$107,300
Financial and Investment Analysts	500	\$82,500
Claims Adjusters, Examiners, and Investigators	496	\$66,400
Bill and Account Collectors	457	\$40,800
Compliance Officers	452	\$70,500
Loan Officers	449	\$74,600
Tellers	375	\$35,500
Loan Interviewers and Clerks	350	\$45,100
Insurance Underwriters	203	\$89,700
Tax Preparers	196	\$43,200
Financial Specialists, All Other	194	\$71,300
Real Estate Brokers	141	\$103,300
Credit Analysts	121	\$74,400
Financial Risk Specialists	105	\$92,800
Financial Examiners	105	\$79,600
Appraisers and Assessors of Real Estate	98	\$75,900
Brokerage Clerks	68	\$46,600
Actuaries	41	\$104,000
Budget Analysts	41	\$79,500
Insurance Appraisers, Auto Damage	36	\$66,800
Credit Authorizers, Checkers, and Clerks	32	\$44,400

Career Paths in Finance, Insurance and Real Estate (FIRE)

Entry level (HS Diploma or Some Post-Secondary Education)

- Bank Teller
- Customer Service Representative
- Receptionist
- Secretary
- Administrative Assistant
- Office Manager

Associate's Degree

- Bookkeeper
- Accounts Receivable Clerk
- Accounts Payable Clerk
- Appraisers and Assessors of Real Estate

Bachelor's Degree

- Accountant
- Employment, Recruitment, Placement Specialist
- Financial Analyst
- Insurance Sales Agent
- Property and Real Estate Manager
- Social and Community Service Manager

Advanced Degrees

- Financial Manager
- Investment Manager
- Management Analyst
- Chief Financial Officer
- Audit Manager
- Tax Preparer

Advanced Manufacturing, Transportation, and Logistics

Expected Employability and/or Soft Skills

Integrity, Work Ethic, Communicator, Adaptor, Critical Thinker, Dependable

Trends

Manufacturing is a major economic driver in Summit County with growing momentum in polymers.

A high concentration of workers are employed in metal, plastics and rubber manufacturing. The transportation and logistics industry is critical the manufacturing sector, ensuring manufactured goods reach their destinations. Over 30,000 workers are employed in the Manufacturing, Transportation and Logistics sectors as of Q1 2022 which is 11% of Summit County's total employment. Occupations in greatest demand are truck drivers, industrial maintenance technicians, production workers, automotive service technicians/mechanics, machine operators and machinists.

Wages

The average wage in 2021 for manufacturing workers is \$62,333 and \$61,691 for transportation and logistics workers in Summit County.

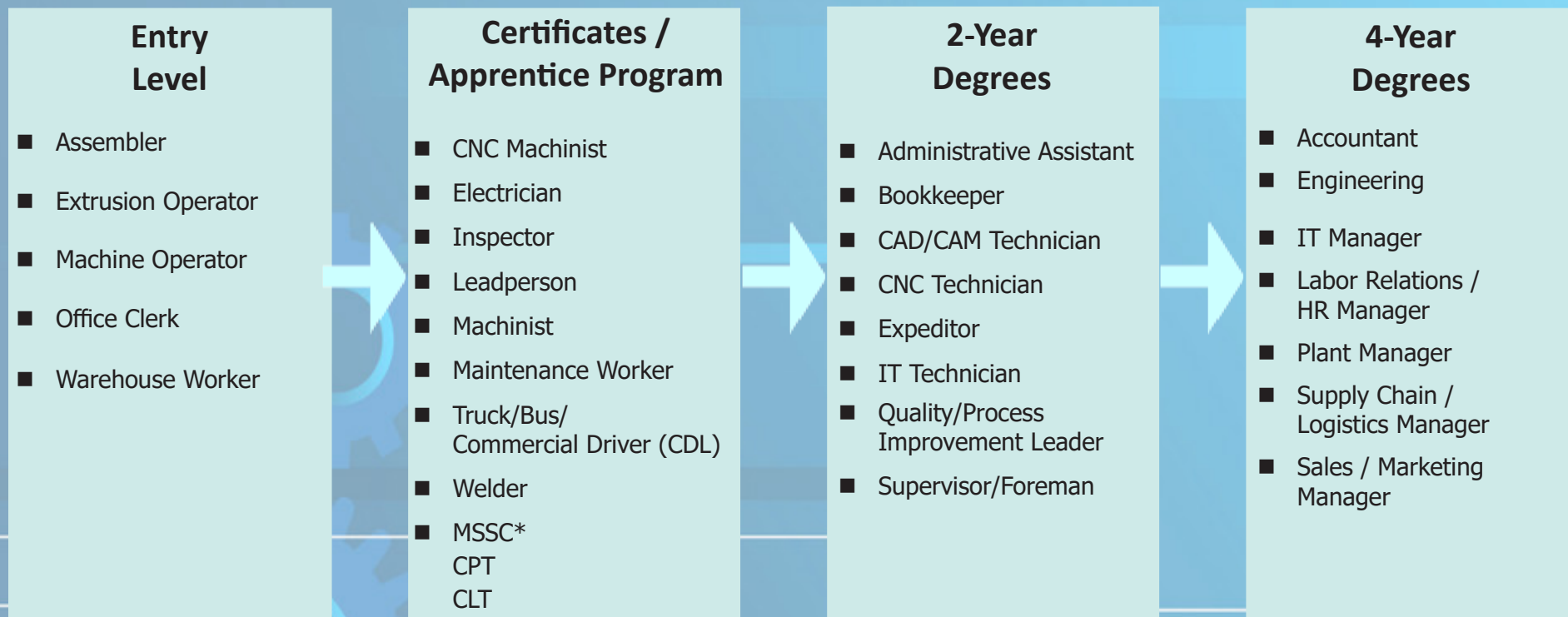
Source: JobsEQ

For detailed information

about in-demand jobs, including earnings and employment projections, see Ohio's In-Demand Jobs List at <https://topjobs.ohio.gov/list>.

TOP MANUFACTURING AND TRANSPORTATION JOBS IN SUMMIT COUNTY (ranked by employment)		
Occupation	Currently Employed	Average Annual Wages
Laborers and Freight, Stock, and Material Movers, Hand	5,329	\$35,300
Heavy and Tractor-Trailer Truck Drivers	4,682	\$49,100
Maintenance and Repair Workers, General	2,940	\$45,400
Team Assemblers	2,181	\$35,100
Light Truck Drivers	2,167	\$41,300
Industrial Truck and Tractor Operators	1,674	\$40,900
Automotive Service Technicians and Mechanics	1,529	\$45,400
First-Line Supervisors of Production and Operating Workers	1,458	\$63,800
Inspectors, Testers, Sorters, Samplers, and Weighers	1,329	\$42,400
Machinists	1,279	\$43,000
First-Line Supervisors of Transportation and Material Moving Workers, Except Aircraft Cargo Handling Supervisors	1,255	\$55,600
Packers and Packagers, Hand	1,056	\$29,500
First-Line Supervisors of Mechanics, Installers, and Repairers	913	\$70,800
Welders, Cutters, Solderers, and Brazers	882	\$45,400
Molding, Coremaking, and Casting Machine Setters, Operators, and Tenders, Metal and Plastic	799	\$36,900
Production, Planning, and Expediting Clerks	788	\$52,300
Industrial Machinery Mechanics	785	\$56,900
Cleaners of Vehicles and Equipment	767	\$29,500
Packaging and Filling Machine Operators and Tenders	733	\$34,700
Bus and Truck Mechanics and Diesel Engine Specialists	621	\$50,600
Cutting, Punching, and Press Machine Setters, Operators, and Tenders, Metal and Plastic	573	\$38,300
Multiple Machine Tool Setters, Operators, and Tenders, Metal and Plastic	536	\$38,200
Electrical, Electronic, and Electromechanical Equipment Assemblers, Except Coil Winders, Tapers, and Finishers	515	\$34,700
Computer Numerically Controlled Tool Operators	499	\$46,600
Assemblers and Fabricators, All Other	425	\$35,100
Dispatchers, Except Police, Fire, and Ambulance	425	\$43,900
Production Workers, All Other	423	\$38,700
Chemical Equipment Operators and Tenders	405	\$45,900
Automotive Body and Related Repairers	384	\$46,400
Bus Drivers, School	382	\$37,200
Logisticians	379	\$72,300
Shuttle Drivers and Chauffeurs	358	\$26,900
Installation, Maintenance, and Repair Workers, All Other	347	\$47,000
Transportation, Storage, and Distribution Managers	328	\$103,000
Mixing and Blending Machine Setters, Operators, and Tenders	315	\$36,500
Bus Drivers, Transit and Intercity	314	\$52,400
Extruding, Forming, Pressing, and Compacting Machine Setters, Operators, and Tenders	309	\$38,000
Grinding, Lapping, Polishing, and Buffing Machine Tool Setters, Operators, and Tenders, Metal and Plastic	299	\$37,800
Helpers—Production Workers	296	\$33,600

Career Paths in Advanced Manufacturing



* MSSC = Manufacturing Skill Standards Council
CPT = Certified Production Technician
CLT = Certified Logistics Technician

Chart Source: US Department of Labor, Cleveland-Akron-Elyria OH Compensation Survey

Skilled Trades

Expected Employability and/or Soft Skills

Integrity, Work Ethic, Communicator, Adaptor, Critical Thinker, Dependable

Trends

Skilled trades (which includes construction, installation, maintenance, and repair-related occupations not found in manufacturing), accounted for 10,761 employees as of Q1 2022.

Occupations associated with skilled trades continue to grow in Summit County. Apprenticeships which combine paid on-the-job training and classroom instruction are common in the skilled trades.

Wages

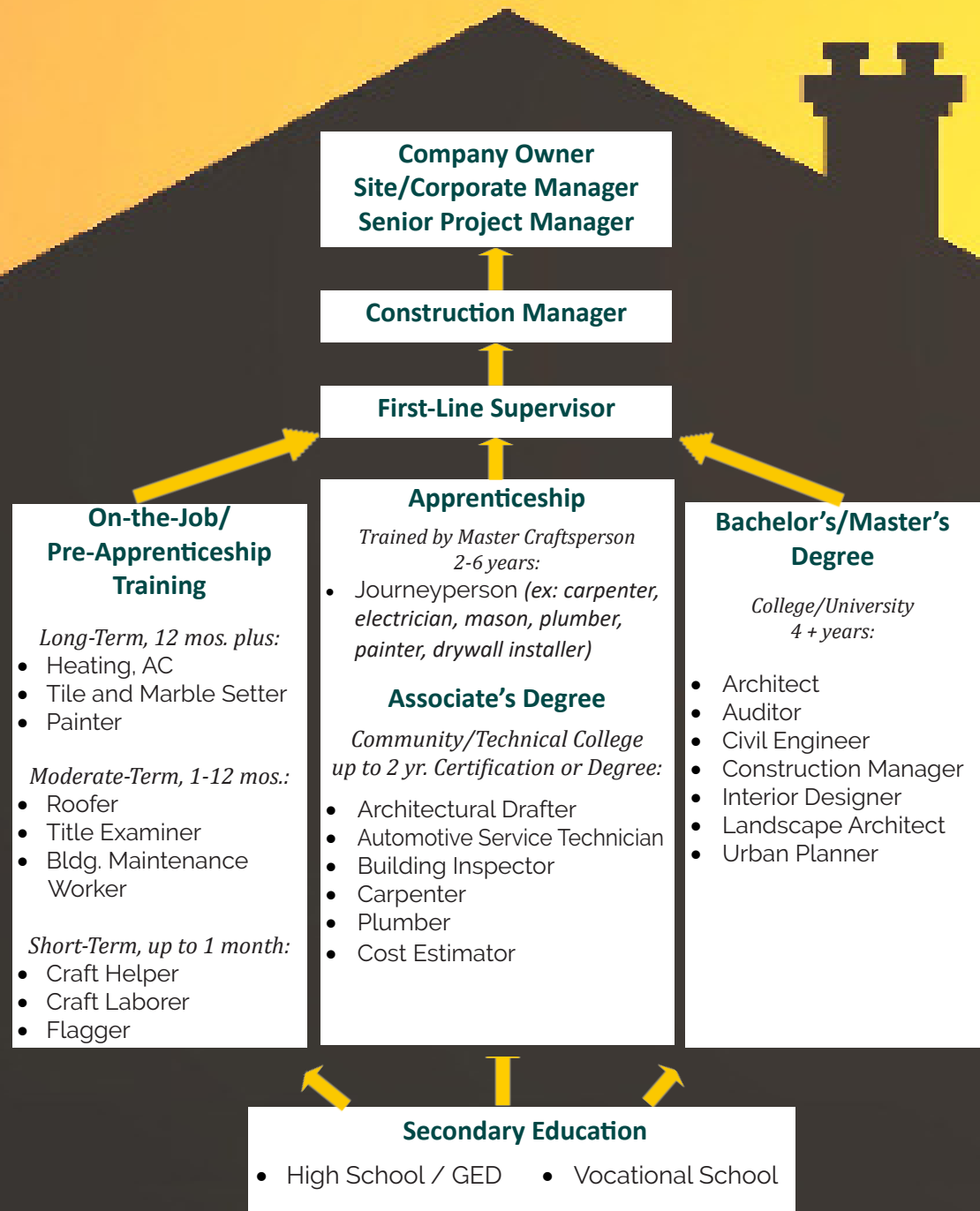
The average annual wage in 2021 was \$51,813. Wages ranged from \$33,000 for construction helpers to as high as \$80,800 for electrical power line installers.

Source: JobsEQ

For detailed information about in-demand jobs, including earnings and employment projections, see Ohio's In-Demand Jobs List at <https://topjobs.ohio.gov/list>.

TOP SKILLED TRADES JOBS IN SUMMIT COUNTY (ranked by employment)		
Occupation	Currently Employed	Average Annual Wages
Construction Laborers	2,025	\$51,100
Carpenters	1,390	\$51,300
Electricians	1,177	\$62,600
First-Line Supervisors of Construction Trades and Extraction Workers	964	\$69,100
Plumbers, Pipefitters, and Steamfitters	847	\$63,100
Heating, Air Conditioning, and Refrigeration Mechanics and Installers	763	\$51,200
Painters, Construction and Maintenance	615	\$48,300
Construction Equipment Operators	568	\$64,300
Roofers	301	\$47,900
Sheet Metal Workers	262	\$58,900
Highway Maintenance Workers	260	\$45,700
Cement Masons and Concrete Finishers	245	\$54,100
Structural Iron and Steel Workers	214	\$63,200
Electrical Power-Line Installers and Repairers	201	\$80,800
Glaziers	156	\$54,400
Structural Metal Fabricators and Fitters	127	\$50,400
Brickmasons and Blockmasons	116	\$64,200
Control and Valve Installers and Repairers, Except Mechanical Door	103	\$69,100
Helpers—Electricians	89	\$33,800
Tile and Stone Setters	84	\$56,000
Paving, Surfacing, and Tamping Equipment Operators	83	\$48,500
Millwrights	80	\$61,500
Crane and Tower Operators	73	\$53,400
Drywall and Ceiling Tile Installers	73	\$55,400
Helpers—Pipelayers, Plumbers, Pipefitters, and Steamfitters	70	\$33,600
Conveyor Operators and Tenders	56	\$41,200
Mechanical Door Repairers	51	\$43,900
Construction and Related Workers, All Other	49	\$33,000

Career Paths in Skilled Trades



Sources: Ohio Labor Market Information, Occupational Wage Survey Estimates, Home Builder's Institute and AGC Education Foundation

High Demand High Wage Forecast 2022-2032

Utilizing labor market information, these occupations are projected to be in high demand in Northeast Ohio through 2032 and have a median wage of \$15/hour or higher.



Healthcare

- Community Health Workers
- Dental Assistants
- Dental Hygienists
- Licensed Practical Nurses
- Medical Assistants
- Medical Records Specialists
- Nurse Practitioners
- Occupational Therapy Assistants
- Paramedics
- Pharmacists
- Physical Therapist Assistants
- Physician Assistants
- Physicians
- Phlebotomists
- Registered Nurses
- Residential Advisers
- Skincare Specialists
- Speech Language Pathologists
- Technologists & Technicians: Diagnostic Medical; Emergency Medical; Medical & Clinical Laboratory; Pharmacy; Radiologic; Sterile Equipment; Surgical
- Therapists: Massage; Occupational; Physical; Respiratory
- Veterinary Technicians



Business & Finance

- Accountants & Auditors
- Analysts: Financial; Management; Market Research
- Claims Adjusters, Examiners & Investigators
- Compliance Officers
- Cost Estimators
- Loan Officers
- Fundraisers
- Logisticians
- Meeting & Event Planners
- Personal Financial Advisers
- Purchasing Agents
- Specialists: Business Operations; Human Resources; Market Research; Project Management; Public Relations; Training & Development
- Tax Preparers
- Wholesale & Retail Buyers



Office & Administrative

- Assistants: Administrative; Executive; Human Resources
- Bank Tellers
- Bill & Account Collectors
- Clerks: Billing & Posting; Bookkeeping, Accounting & Auditing; Court, Municipal & License; File; Insurance Claims & Policy Processing; Office; Payroll & Timekeeping; Production Planning & Expediting; Shipping & Receiving
- Customer Service Representatives
- Data Entry Workers
- Dispatchers
- Eligibility Interviewers
- Interviewers
- Loan Interviewers
- Postal Service Carriers
- Public Safety Telecommunicators
- Secretaries: Legal; Medical



Management

- Chief Executives
- Education Administrators
- Managers: Administrative Services; Architectural & Engineering; Computer & Information Systems; Construction; Facilities; Financial; Food Services; General & Operations; Human Resources; Industrial Production; Marketing; Medical & Health Services; Property, Real Estate & Community Association; Sales; Social & Community Service; Transportation, Storage & Distribution



Social Services

- Counselors: Rehabilitation; Substance Abuse
- Social Workers: Child & Family; Healthcare; Mental Health & Substance Abuse
- Clergy
- Directors of Religious Education
- Social & Human Service Assistants



Legal

- Lawyers
- Paralegals & Legal Assistants

High Demand High Wage Forecast 2022-2032

Utilizing labor market information, these occupations are projected to be in high demand in Northeast Ohio through 2032 and have a median wage of \$15/hour or higher.



Manufacturing

- Computer Numerically Control Programmers & Operators
- Engine & Machine Assemblers
- Industrial Machinery Installation, Repair & Maintenance
- Inspectors & Testers
- Machine Operators
- Machine Setters
- Machinists
- Maintenance & Repair Workers
- Printing Press Operators
- Team Assemblers
- Tool & Die Makers
- Tool Setters
- Welders, Solderers & Brazers



Transportation

- Automotive Body Repairers
- Automotive Service Technicians & Mechanics
- Bus & Truck Mechanics
- Diesel Engine Specialists
- Drivers: Bus; Heavy & Tractor-Trailer Truck; Light Truck
- Industrial Truck & Tractor Operators
- Refuse & Recyclable Material Collectors
- Security System Installers
- Tire Repairers



Arts

- Art Director
- Graphic Designers
- Merchandise Displayers
- Music Directors & Composers
- Musicians & Singers
- Photographers
- Producers & Directors
- Writers & Authors



Sales

- Agents: Advertising; Insurance; Real Estate; Securities & Financial Services
- Sales Representatives



Engineering

- Engineering Technicians
- Engineers: Civil; Electrical & Industrial; Mechanical



Education

- Guidance & Career Counselors
- Instructional Coordinators
- Librarians
- Library Technicians
- Teachers: Elementary School; Middle School; Postsecondary; Secondary School; Special Education



Protective Services

- Correctional Officers & Jailers
- Firefighters
- Police & Sheriff Officers



Construction

- Cabinet Makers
- Construction & Building Inspectors
- Construction Equipment Operators
- Construction Laborers
- Electrical Equipment Installers
- Electricians
- Air Conditioning, Heating & Refrigeration Mechanics & Installers
- Occupational Health & Safety Specialists
- Painters
- Plumbers, Pipefitters, & Steamfitters
- Roofers
- Telecommunications Equipment Installers
- Workers: Cement Masons; Concrete Finishers; Highway Maintenance; Landscaping; Painting; Sheet Metal; Structural Iron & Steel



Information Technology

- Analysts: Computer Systems; Information Security; Software Quality Assurance
- Data Scientist
- Network & Systems Administrators
- Software Developers
- Specialists: Computer Network Support; Computer User Support

Top 50 In-Demand Occupations (sorted by Median Annual Wage) Source: Ohio Means Jobs

Occupation Title	Starting Wage	Median Annual Wage	Education Level	On-the-Job Training	Relevant Work Experience	Annual Job Openings*
Family and General Practitioners	\$119,910	\$180,220	Doctoral or professional degree	Internship/residency	NA	181
Dentists, General	\$101,920	\$171,180	Doctoral or professional degree	None	NA	164
Physicians and Surgeons, All Other	\$73,130	\$164,130	Doctoral or professional degree	Internship/residency	NA	710
Internists, General	\$59,110	\$164,130	Doctoral or professional degree	Internship/residency	NA	81
Architectural and Engineering Managers	\$87,930	\$120,520	Bachelor's degree	None	5 years or more	226
Biofuels / Biodiesel Technology and Product Development Managers*	\$87,930	\$120,520	Bachelor's degree	None	5 years or more	226
Psychiatrists	\$119,580	\$119,580	Doctoral or professional degree	Internship/residency	NA	63
Marketing Managers	\$76,010	\$118,730	Bachelor's degree	None	5 years or more	173
Pharmacists	\$89,190	\$118,670	Doctoral or professional degree	None	NA	314
Computer and Information Systems Managers	\$79,600	\$118,320	Bachelor's degree	None	5 years or more	359
Natural Sciences Managers*	\$68,580	\$111,910	Bachelor's degree	None	5 years or more	27
Sales Managers	\$69,960	\$111,860	Bachelor's degree	None	Less than 5 years	396
Aerospace Engineers	\$72,520	\$107,560	Bachelor's degree	None	NA	129
Purchasing Managers	\$73,140	\$107,130	Bachelor's degree	None	5 years or more	68
Financial Managers	\$64,620	\$106,320	Bachelor's degree	None	5 years or more	621
Physician Assistants	\$82,300	\$101,190	Master's degree	None	NA	106
Human Resources Managers	\$71,250	\$100,130	Bachelor's degree	None	5 years or more	163
Computer Network Architects	\$65,830	\$98,738	Bachelor's degree	None	NA	96
Telecommunications Engineering Specialists*	\$65,830	\$98,738	Bachelor's degree	None	NA	96
Computer and Information Research Scientists	\$77,020	\$96,810	Doctoral or professional degree	None	NA	3
Lawyers	\$58,190	\$96,190	Doctoral or professional degree	None	NA	406
Nurse Practitioners	\$81,840	\$94,560	Master's degree	None	NA	230
Loss Prevention Managers*	\$54,810	\$93,330	High school diploma or equivalent	None	1 to 5 years	762
Supply Chain Managers*	\$54,810	\$93,330	High school diploma or equivalent	None	1 to 5 years	762
Managers, All Other	\$54,810	\$93,320	Bachelor's degree	None	Less than 5 years	762
Sales Engineers	\$58,220	\$93,040	Bachelor's degree	Moderate-term on-the- job training	NA	91
Software Developers, Systems Software	\$66,370	\$92,570	Bachelor's degree	None	NA	120
Materials Scientists	\$54,310	\$91,640	Bachelor's degree	None	NA	13
General and Operations Managers	\$49,430	\$89,950	Bachelor's degree	None	5 years or more	1,904
Materials Engineers	\$60,630	\$89,680	Bachelor's degree	None	NA	53
Actuaries	\$59,460	\$89,430	Bachelor's degree	Long-term on-the-job training	NA	45
Electronics Engineers, Except Computer	\$62,430	\$89,260	Bachelor's degree	None	NA	83
Computer Hardware Engineers	\$58,000	\$88,850	Bachelor's degree	None	NA	19
Environmental Engineers	\$63,000	\$88,410	Bachelor's degree	None	NA	40
Medical and Health Services Managers	\$64,740	\$87,430	Bachelor's degree	None	Less than 5 years	698
Chemical Engineers	\$57,250	\$86,110	Bachelor's degree	None	NA	40
Industrial Production Managers	\$58,360	\$85,260	Bachelor's degree	None	5 years or more	346
Construction Managers	\$60,260	\$84,990	Bachelor's degree	Moderate-term on-the-job training	NA	271
Software Developers, Applications	\$57,000	\$84,920	Bachelor's degree	None	NA	836
Validation Engineers*	\$53,310	\$84,560	Bachelor's degree	None	NA	191
Robotics Engineers*	\$53,310	\$84,560	Bachelor's degree	None	NA	191
Manufacturing Engineers*	\$53,310	\$84,552	Bachelor's degree	None	NA	191
Computer Systems Analysts	\$57,240	\$82,510	Bachelor's degree	None	NA	978
Health & Safety Engineers, ex. Mining Safety & Inspectors	\$59,050	\$82,320	Bachelor's degree	None	NA	24
Physical Therapists	\$63,900	\$81,910	Doctoral or professional degree	None	NA	423
Information Security Analysts	\$57,620	\$80,780	Bachelor's degree	None	Less than 5 years	55
Transportation Managers*	\$55,960	\$80,280	High school diploma or equivalent	None	5 years or more	133
Occupational Therapists	\$59,920	\$79,810	Master's degree	None	NA	214
Statisticians	\$49,480	\$79,690	Master's degree	None	NA	44
Personal Financial Advisors	\$44,600	\$79,640	Bachelor's degree	None	NA	0

Note: An asterisk (*) means the annual job figures are projected figures from the Bureau of Labor Market Information

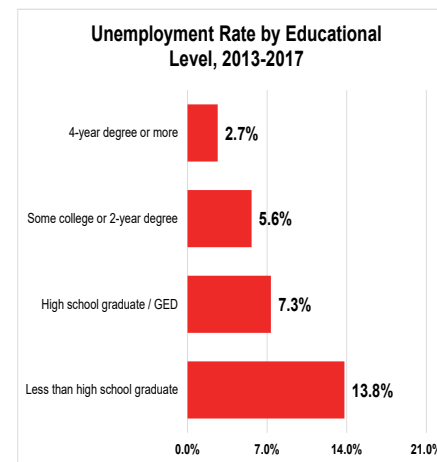
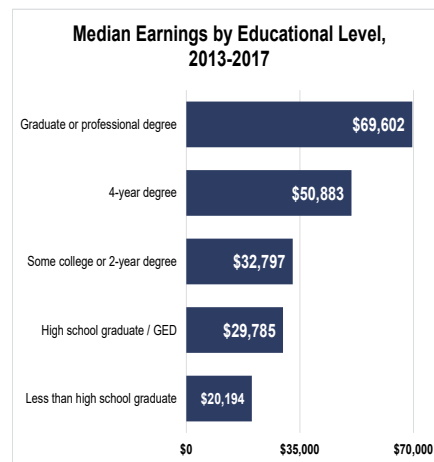
Summit County's 25 Fastest-Growing Occupations, 2016-2026

Occupational Title	Projected Empl. Growth	Education Level Required	Annual Wage
Home Health Aides	4.2%	High school diploma or equivalent	\$21,486
Personal and Home Care Aides	4.0%	High school diploma or equivalent	\$22,693
Respiratory Therapists	3.2%	Associate's degree	\$56,160
Physician Assistants	3.2%	Master's degree	\$104,437
Nurse Practitioners	3.0%	Master's degree	\$99,944
Diagnostic Medical Sonographers	2.7%	Associate's degree	\$69,285
Information Security Analysts	2.6%	Bachelor's degree	\$89,752
Occupational Therapist Assistants	2.5%	Associate's degree	\$58,219
Medical and Public Health Social Workers	2.5%	Master's degree	\$54,371
Physical Therapist Assistants	2.5%	Associate's degree	\$59,550
Software Developers, Applications	2.5%	Bachelor's degree	\$84,968
Mental Health Counselors	2.4%	Master's degree	NA
Hazardous Materials Removal Workers	2.4%	High school diploma or equivalent	\$36,691
Registered Nurses	2.2%	Bachelor's degree	\$70,221
Medical and Health Services Managers	2.1%	Bachelor's degree	\$87,776
Health Specialties Teachers, Postsecondary	2.0%	Doctoral or professional degree	\$91,138
Massage Therapists	2.0%	Postsecondary non-degree award	\$45,614
Social Workers, All Other	2.0%	Bachelor's degree	\$38,501
Medical Equipment Preparers	1.9%	High school diploma or equivalent	\$35,360
Market Research Analysts and Marketing Specialists	1.9%	Bachelor's degree	\$60,278
Personal Financial Advisors	1.9%	Bachelor's degree	\$92,498
Medical Assistants	1.9%	Postsecondary non-degree award	\$30,077
Speech-Language Pathologists	1.8%	Master's degree	\$74,339
Cardiovascular Technologists and Technicians	1.8%	Associate's degree	\$55,557
Emergency Medical Technicians and Paramedics	1.8%	Postsecondary non-degree award	\$33,509

Education is the Ticket to Higher Salaries

The chart presented in blue below shows what the median earnings are for each education level. The chart presented in red shows what the unemployment rate is for people with that level of education. Those without even a high school diploma or the equivalent make less than one-third what someone with a graduate or professional degree makes.

At the same time, those without even a high school diploma or the equivalent are nearly 7 times more likely to be unemployed than someone with a 4-year degree or more.



Summit County's 25 Occupations With the Most Annual Job Openings 2016-2026

Occupational Title	Projected Annual Openings	Annual Wage
Combined Food Prep. and Serv. Working, inc. Fast Food	2,110	\$19,594
Retail Salespersons	1,587	\$23,067
Cashiers	1,295	\$20,114
Waiters and Waitresses	1,052	\$20,030
Laborers and Freight/Stock/Material Movers, Hand	862	\$26,978
Stock Clerks and Order Fillers	732	\$24,419
Janitors and Cleaners, ex. Maids/Housekeeping Cleaners	725	\$24,086
Customer Service Representatives	670	\$34,029
Home Health Aides	669	\$21,486
Office Clerks, General	665	\$31,678
Registered Nurses	570	\$70,221
Heavy and Tractor-Trailer Truck Drivers	499	\$43,950
Secretaries, Except Legal, Medical, and Executive	498	\$35,131
Nursing Assistants	479	\$25,750
Bookkeeping, Accounting, and Auditing Clerks	464	\$37,981
First-Line Sup/Mgrs of Retail Sales Workers	396	\$39,666
General and Operations Managers	389	\$93,621
Hairdressers, Hairstylists, and Cosmetologists	387	\$22,443
Landscaping and Groundskeeping Workers	369	\$26,582
Medical Secretaries	355	\$32,573
Sales Rep., Wholesale/Mfg., Except Tech./Sci. Products	346	\$65,416
Light Truck or Delivery Services Drivers	338	\$32,240
Maids and Housekeeping Cleaners	328	\$21,861
Sales Representatives, Services, All Other	322	\$46,904
Child Care Workers	322	\$22,090

Source: Ohio Labor Market Information

Source: American Community Survey, 2013-2017

Source: Ohio Labor Market Information

Summit County

OhioMeansJobs
Summit County
1040 East Tallmadge Ave.
Akron, Ohio 44310
330-633-1050
summitmedinaomj.org



Summit County
A proud partner of the
American Job Center network



"Map Your Career" was adapted for use in Summit County, Ohio with permission from The Workforce Development Council of Seattle-King County. For additions or corrections, please call 800-989-8428, ext. 100.

The 2022-2023 version of this document was sponsored locally by:



conXusNEO



Goodwill
Serving Summit, Portage, Medina,
Ashland & Richland Counties